



PUNJAB NATIONAL BANK
HEAD OFFICE - NEW DELHI

FINANCIAL RESULTS (REVIEWED) FOR THE QUARTER ENDED 30th JUNE, 2021

(Rs. in lacs)

S.No.	Particulars	Standalone				Consolidated			
		Quarter Ended		Year Ended		Quarter Ended		Year Ended	
		30.06.2021	31.03.2021	30.06.2020	31.03.2021	30.06.2021	31.03.2021	30.06.2020	31.03.2021
		Reviewed	Audited	Reviewed	Audited	Reviewed	Audited	Reviewed	Audited
1	Interest Earned (a+b+c+d)	1892092	1878953	2063803	8074977	1922931	1904627	2086535	8186640
	a) Interest / discount on advances / bills	1232153	1186867	1391878	5335120	1241456	1195364	1392449	5368283
	b) Income on Investments	596397	598671	609325	2456582	617893	615798	631302	2534701
	c) Interest on balances with RBI & other inter bank funds	47846	47433	49394	189862	47886	47484	49578	190242
	d) Others	15696	45982	13206	93413	15696	45981	13206	93414
2	Other Income	359408	374220	365477	1281185	358610	373329	386237	1312445
A	TOTAL INCOME (1+2)	2251500	2253173	2429280	9356162	2281541	2277956	2472772	9499085
3	Interest Expended	1169434	1185198	1385648	5027279	1184333	1197480	1394912	5080458
4	Operating Expenses (a+b)	472201	504544	515627	2030875	477315	509727	521055	2051577
	(a) Employees Cost	295567	269979	330717	1217574	298675	2973049	333624	1229672
	(b) Other operating expenses	176634	234565	184910	813301	178640	236678	187431	821905
B	TOTAL EXPENDITURE (3+4) (excluding Provisions & Contingencies)	1641635	1689742	1901275	7058154	1661648	1707207	1915967	7132035
C	Operating Profit (A-B) (before Provisions & Contingencies)	609865	563431	528005	2298008	619893	570749	556805	2367050
D	Provisions (other than tax) and contingencies	467805	468604	468589	1950068	470197	476809	473869	1988604
	of which, provisions for Non Performing Assets	324798	529389	483640	1705951	325816	575482	488065	1778741
E	Exceptional items	0	0	0	0	0	0	0	0
F	Profit / (Loss) from ordinary activities before tax (C-D-E)	142060	94827	59416	347940	149696	93940	82936	378446
G	Provision for Taxes (Tax Expenses)	39714	36194	28571	145778	41666	39262	35417	163203
H	Net Profit (+)/Loss(-) from ordinary activities after tax (F-G)	102346	58633	30845	202162	108030	54678	47519	215243
I	Extraordinary items (net of tax expense)	0	0	0	0	0	0	0	0
J	Net Profit / (Loss) for the period (H-I)	102346	58633	30845	202162	108030	54678	47519	215243
K	Share in profit of associates					10340	16814	11550	54216
L	Share of minority					1537	1413	5298	13262
	Net Profit / (Loss) after minority interest (J+K-L)	102346	58633	30845	202162	116833	70079	53771	256197
5	Paid up equity Share Capital (Face value Rs. 2/- each)	220220	209554	188213	209554	220220	209554	188213	209554
6	Reserves excluding revaluation reserves (as per Balance sheet of previous year)				8164136				8323838
7	Analytical Ratios								
	(i) Share holding of Govt. of India (%)	73.15	76.87	85.59	76.87	73.15	76.87	85.59	76.87
	(ii) Capital Adequacy Ratio - Basel-III (%)	15.19	14.32	12.63	14.32	15.21	14.64	13.01	14.64
	a) CET 1 Ratio	11.56	10.61	9.44	10.61	11.55	10.89	9.77	10.89
	b) Additional Tier 1 Ratio	0.91	0.88	0.81	0.88	0.94	0.91	0.85	0.91
	(iii) Earnings per Share (EPS) not annualized (in Rs.)								
	(a) Basic and diluted EPS before extraordinary items	0.95	0.56	0.33	2.08	1.09	0.67	0.57	2.64
	(b) Basic and diluted EPS after extraordinary items	0.95	0.56	0.33	2.08	1.09	0.67	0.57	2.64
	(iv) NPA Ratios:								
	(a) Amount of Gross NPAs	10407556	10442342	10184934	10442342				
	(b) Amount of Net NPAs	3858058	3857570	3530302	3857570				
	(c) % of Gross NPAs	14.33	14.12	14.11	14.12				
	(d) % of Net NPAs	5.84	5.73	5.39	5.73				
	(v) Return on Assets (Annualised) %	0.30	0.18	0.09	0.15				





PUNJAB NATIONAL BANK

SUMMARISED STATEMENT OF ASSETS AND LIABILITIES

(Rs in Lacs)

Particulars	Standalone			Consolidated		
	30.06.2021 (Reviewed)	31.03.2021 (Audited)	30.06.2020 (Reviewed)	30.06.2021 (Reviewed)	31.03.2021 (Audited)	30.06.2020 (Reviewed)
CAPITAL & LIABILITIES						
Capital	220220	209554	188213	220220	209554	188213
Reserves & Surplus	9217272	8884177	8440750	9392502	9043879	8594696
Minority Interest				45548	48679	40598
Deposits	109764887	110633247	107491709	110549904	111371686	108159442
Borrowings	3564675	4284031	4447062	5095155	5229814	5942639
Other Liabilities and Provisions	2086198	2052253	2672321	2127058	2068894	2712587
TOTAL	124853252	126063262	123240055	127430387	127972506	125638175
ASSETS						
Cash & Balances with Reserve Bank of India	4702982	4395883	3617365	4722046	4426727	3649160
Balances with Banks & Money at Call & Short Notice	7462912	6739088	7172187	7620556	6906716	7312083
Investments	38186214	39298325	38975356	39923216	40436896	40487596
Advances	66128860	67423008	65619714	66683658	67934577	66134431
Fixed Assets	1088748	1102090	1098710	1091396	1104871	1101505
Other Assets	7283536	7104868	6756723	7389515	7162719	6953400
TOTAL	124853252	126063262	123240055	127430387	127972506	125638175

Notes forming part of Standalone and Consolidated Financial results for quarter ended June 30, 2021:

- The above financial results have been reviewed by the Audit Committee of Board and approved by the Board of Directors in their respective meetings held on August 02, 2021. The same have been subjected to limited review by the Statutory Central Auditors of the Bank, in line with the guidelines issued by the Reserve Bank of India and as per the requirements of Securities & Exchange Board of India (Listing Obligations and Disclosure Requirements) Regulations, 2015, as amended.
- The financial results of the Bank have been arrived at after considering provisions for non-performing assets, standard assets, restructured advances, standard derivative exposures, direct taxes including deferred tax, unhedged foreign currency exposure and investment depreciation on the basis of extant guidelines issued by Reserve Bank of India. Other usual and necessary provisions have been made on estimated basis for the quarter and are subject to adjustments, if any, at the year end.
- The financial results for the quarter ended June 30, 2021 have been prepared following the same Accounting Policies and practices as those followed in the annual financial statements for the year ended March 31, 2021, except recognition of commission on Letter of Credit and Bank Guarantee. With effect from April 01, 2021, the commission on Letter of Credit and Bank Guarantee is recognised as revenue on prorata basis to the extent accrued for the period as against recognition done on receipt basis hitherto. This change in the policy has resulted in decrease in profit before tax by Rs. 69.84 Crore for the quarter ended June 30, 2021.
- The Consolidated financial results are prepared in accordance with Accounting Standard 21 on "Consolidated Financial Statements", Accounting Standard 23 on "Accounting for Investment in Associates in Consolidated Financial Statements" and Accounting Standard 27 on "Financial Reporting of Interest in Joint Ventures" issued by Institute of Chartered Accountants of India.



5. The consolidated financial results of the Group comprise financial results of 5 Subsidiaries and 15 Associates. The consolidated results are prepared in accordance with section 133 of Companies Act, 2013 and regulation 33 of Securities & Exchange Board of India (Listing Obligations and Disclosure Requirements) Regulations, 2015, as amended.
6. In terms of RBI Letter no. DBR.No.BP.15199/21.04.048/2016-17 dated June 23, 2017 (RBI List-1) and Letter no. DBR.BP.1908/21.04.048/2017-18 dated August 28, 2017 (RBI List-2) for the accounts admitted under the provisions of Insolvency & Bankruptcy Code (IBC), the Bank is holding total provision of Rs.8,397.97 Crore (Aggregate provision of RBI List 1 and List 2 accounts) as on June 30, 2021 (100% of Gross NPA advances).
7. COVID - 19 pandemic continues to spread across several countries including India resulting in a significant volatility in Global as well as Indian financial markets and a significant decline in global and local economic activities. The Government of India announced a series of lock down measures from March 2020 onwards. Such lockdowns were lifted and re-imposed for activities by various Governments at various points of time depending on the situation prevailing in their respective jurisdictions. The current second wave of COVID 19 pandemic, wherever the number of new cases have increased significantly in India, has resulted in re-imposition of localized/regional lockdown measures in various parts of the country.

The situation continues to be uncertain and the Bank is evaluating the situation on ongoing basis. The extent to which the COVID-19 pandemic will impact the Bank's results will depend on future developments, which are highly uncertain including among other things, the success of vaccination drive. The major identified challenges for the Bank would arise from eroding cash flows and extended working capital cycles. The Bank is gearing itself on all the fronts to meet these challenges.

8. In terms of RBI Circular DBR No. BP. BC 45/21.04.048/2018-19 dated June 7, 2019 on Prudential Framework for Resolution of Stressed Assets, the Bank is holding additional provision of Rs.2,230.55 Crore as on June 30, 2021 in 16 accounts as detailed below:

(Rs.in Crore)

Amount of loans impacted by RBI Circular (a)	Amount of loans to be classified as NPA (b)	Amount of loans as on 30.06.2021 out of (b) classified as NPA (c)	Provision held as on 31.03.2021 (d)	Additional provision made during quarter ended 30.06.2021 (e)	Provision held as on 30.06.2021 (f)
9,734.16	3,856.56	3,856.56	2,139.28	91.27	2,230.55

9. Details of resolution plan implemented under Resolution Framework for COVID 19 related stress as per RBI Circular dated August 06, 2020 are given below:

(Rs.in Crore)

Type of Borrower	(A) Number of accounts where resolution plan has been implemented under this window	(B) Exposure to accounts mentioned at (A) before implementation of plan	(C) Of (B), aggregate amount of debt that was converted into other securities	(D) Additional funding sanctioned, if any, including between invocation of the plan and implementation	(E) Increase in provisions on account of the implementation of the resolution
Personal Loan#	5,990	757.34	Nil	Nil	75.73
Corporate Persons	39	4,888.46	62.16	177.55	488.85
Of which, MSMEs	13	833.86	Nil	Nil	NA
Others	285	43.04	Nil	Nil	4.30
Total	6,314	5,688.84			568.88



There are 251 borrower accounts having aggregate exposure of Rs.18.24 Crore to the bank where resolution plans have been implemented and now modified under RBI's Resolution Framework 2.0 dated May 5, 2021.

10. In accordance with RBI circular no. DBR.No.BP.BC.18/21.04.048/2018-19 dated January 01, 2019 DOR.No.BP.BC.34/21.4.048/2019-20 dated February 11, 2020 and DOR.No.BP.BC/4/21.04.048/2020-21 dated August 06, 2020 on "Relief for MSME borrowers either exempted or registered under Goods and Service Tax (GST)" the detail of MSME restructured accounts is as under:

(Rs. in Crore)

No. of Accounts Restructured	Amount involved	Provision held
47,923	2,920.25	146.01

11. In accordance with RBI circular no. DOR.STR.REC.12/21.04.048/2021-22 dated May 05, 2021 on "Resolution Framework 2.0 - Resolution of Covid-19 related stress of Micro, Small and Medium Enterprises" the details of accounts restructured is as under:-

(Rs. in Crore)

No. of Accounts Restructured	Amount involved	Provision held
83,852	2,886.04	288.60

12. In accordance with RBI circular no. DOR.STR.REC.11/21.04.048/2021-22 dated May 05, 2021 on "Resolution Framework 2.0 - Resolution of Covid-19 related stress of Individual and Small Business" the details of accounts where resolution plan has been implemented is as under:-

(Rs. in Crore)

No. of Accounts	Amount involved	Provision held
58,053	3,716.50	371.65

13. During the quarter, the Bank has issued 53,33,33,333 equity shares having Face Value of Rs.2 each for cash to Qualified Eligible Buyers pursuant to Qualified Institutional Placement (QIP) in accordance with the provisions of Securities & Exchange Board of India (Issue of Capital and Disclosure Requirements) Regulations, 2018, as amended at a premium of Rs.31.75 per share aggregating Rs.1,800.00 Crore. This has resulted in an increase of Rs.106.67 Crore in the issued and paid up Equity Share Capital and Rs.1,686.38 Crore (Net of share Issue Expenses) in Share Premium Account.

14. During the quarter, the Bank has availed dispensation for deferment of provision of Rs.392.69 Crore in respect of frauds in terms of option available as per RBI Circular No.DBR No.BP.BC.92/21.04.048/2015-16 dated 18.04.2016. Accordingly, an amount of Rs. 98.17 Crore has been charged to Profit and Loss Account and Rs. 294.52 Crore has been deferred to subsequent quarters. Further, out of amount of Rs. 1,013.10 Crore which was debited to other reserve in Q4 FY 21, an amount of Rs. 606.14 Crore has been charged to Profit and Loss Account and remaining Rs. 406.96 Crore will be charged to Profit and Loss Account in subsequent quarters.

15. The Bank has estimated the liability for Unhedged Foreign Currency Exposure (UFCE) in terms of RBI circular DBOD.No.BP.BC.85/21.06.200/2013-14 dated January 15, 2014 and is holding a provision of Rs.84.75 Crore as on June 30, 2021.

16. The Provisioning Coverage Ratio as at June 30, 2021 works out to 80.26%.


17. The Bank has evaluated the options available under section 115BAA of Income Tax Act, 1961 and opted to continue to recognise the taxes on income for the quarter ended June 30, 2021 as per the earlier provisions of Income Tax Act, 1961.

18. In terms of RBI circular no. DBR.No.BP.BC.1/21.06.201/2015-16 dated 01.07.2015 read together with RBI circular DBR.No.BP.BC 80/21.06.201/2014-15 dated March 31, 2015, banks are required to make Pillar 3 disclosures under BASEL III capital regulations. Accordingly, Pillar 3 disclosures under



BASEL III capital regulations are being made available on Bank's website i.e. www.pnbindia.in. These disclosures have not been subjected to limited review by the Statutory Central Auditors.

19. Details of Investors complaints for the quarter ended June 30, 2021: Pending at Beginning: 01, Received: 05; Disposed off: 06; Closing: Nil.
20. In accordance to SEBI regulations, for the purpose of quarterly consolidated financial results, minimum eighty percent of consolidated revenue, assets and profits have been included subject to audit or limited review.
21. The figures of the last quarter of the previous year are the balancing figures between audited figures in respect of financial year 2020-21 and the published year to date figures up to the end of the third quarter of the previous year.
22. Figures of the previous periods have been regrouped / rearranged / re-classified wherever necessary to conform to current period's classification.



P. K. Varshney

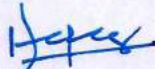
Assistant General Manager



R.K. Khichi
Deputy General Manager



Praveen Kumar Sharma
General Manager



D K Jain
Chief General Manager & CFO



Swarup Kumar Saha
Executive Director



Vijay Dube
Executive Director



Sanjay Kumar
Executive Director



CH. S.S. Mallikarjuna Rao
Managing Director & CEO

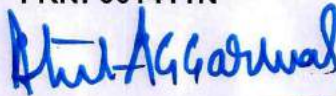
For S.N. Dhawan & Co. LLP
Chartered Accountants
FRN: 000050N/N500045



CA Surinder Kr. Khattar
Partner
(M.No. 084993)




For M K Aggarwal & Co.
Chartered Accountants
FRN: 001411N



CA Atul Aggarwal
Partner
(M.No. 099374)



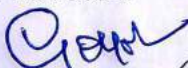
For A John Moris & Co.
Chartered Accountants
FRN: 007220S



CA KV Sivakumar
Partner
(M.No. 027437)




For S R Goyal & Co.
Chartered Accountants
FRN: 001537C



CA Praveen Goyal
Partner
(M.No. 074789)



For PSMG & Associates
Chartered Accountants
FRN: 008567C



CA Sandeep Jain
Partner
(M.No. 077281)



Place: New Delhi
Date: August 02, 2021

PUNJAB NATIONAL BANK
SEGMENT REPORTING FOR THE QUARTER ENDED 30th JUNE, 2021

PART A – BUSINESS SEGMENTS

Rs. In lacs

Sr. No.	Particulars	Standalone				Consolidated			
		Quarter Ended		Year Ended		Quarter Ended		Year Ended	
		30.06.2021 Reviewed	31.03.2021 Audited	30.06.2020 Reviewed	31.03.2021 Audited	30.06.2021 Reviewed	31.03.2021 Audited	30.06.2020 Reviewed	31.03.2021 Audited
1	Segment Revenue								
	(a) Treasury Operations	777970	764947	795214	3152787	797524	779073	837250	3258298
	(b) Corporate/Wholesale Banking	852627	702888	833173	3172052	858925	709534	833103	3196643
	(c) Retail Banking	575012	690570	723608	2630090	578285	693323	724849	2639959
	(d) Other Banking Operations	45891	94768	77285	401233	46807	96026	77570	404185
	Total Revenue	2251500	2253173	2429280	9356162	2281541	2277956	2472772	9499085
2	Segment Results								
	(a) Treasury Operations	254958	226005	317851	960506	261862	230504	347599	1019068
	(b) Corporate/Wholesale Banking	-105653	-174877	-264834	-702360	-104048	-178557	-266876	-720152
	(c) Retail Banking	79227	128152	86346	412728	78548	125986	83607	404564
	(d) Other Banking Operations	13453	25424	18098	110680	13259	25897	16652	108580
	Total	241985	204704	157461	781554	249621	203820	180982	812060
	Unallocated Expenditure	99925	109877	98045	433614	99925	109880	98046	433614
	Profit before Tax	142060	94827	59416	347940	149696	93940	82936	378446
	Provision for Tax	39714	36194	28571	145778	41666	39252	35417	163203
	Extraordinary items	-	-	-	-	-	-	-	-
	Share of Earning in Associates(Net)	-	-	-	-	10340	16814	11550	54216
	Minority Interest	-	-	-	-	1537	1413	5298	13262
	Net profit	102346	58633	30845	202162	116833	70079	53771	256197
3	Segment Assets								
	(a) Treasury Operations	44052933	42893622	43870194	42893622	45999927	44231131	45669305	44231131
	(b) Corporate/Wholesale Banking	49993901	51301215	47091907	51301215	50371692	51652516	47519809	51652516
	(c) Retail Banking	23632810	24591343	25756638	24591343	23817402	24759408	25857517	24759408
	(d) Other Banking Operations	2614955	2670905	2156621	2670905	2682713	2744967	2226848	2744967
	(e) Unallocated	4558653	4606177	4364695	4606177	4558653	4584484	4364696	4584484
	Total	124853252	126063262	123240055	126063262	127430387	127972506	125638175	127972506
4	Segment Liabilities								
	(a) Treasury Operations	42266139	41308654	42296152	41308654	43809594	42246979	43798165	42246979
	(b) Corporate/Wholesale Banking	47966142	49405577	45402272	49405577	48342877	49734555	45679877	49734555
	(c) Retail Banking	22674259	23682665	24832502	23682665	23093606	24104852	25240281	24104852
	(d) Other Banking Operations	2508892	2572212	2079242	2572212	2522455	2580653	2092170	2580653
	(e) Unallocated	328	423	924	423	49133	52034	4175	52034
	Total	115415760	116969531	114611092	116969531	117817665	118719073	116814668	118719073
5	Capital Employed								
	(a) Treasury Operations	1786794	1584968	1574042	1584968	2190333	1984152	1871140	1984152
	(b) Corporate/Wholesale Banking	2027759	1895638	1689635	1895638	2028815	1917961	1839932	1917961
	(c) Retail Banking	958551	908678	924136	908678	723796	654556	617236	654556
	(d) Other Banking Operations	106063	98693	77379	98693	160258	164314	134678	164314
	(e) Unallocated	4558325	4605754	4363771	4605754	4509520	4532450	4360521	4532450
	Total Capital Employed	9437492	9093731	8628963	9093731	9612722	9253433	8823507	9253433

PART B - GEOGRAPHICAL SEGMENTS

Sr. No.	Particulars	Standalone				Consolidated			
		Quarter Ended		Year Ended		Quarter Ended		Year Ended	
		30.06.2021 Reviewed	31.03.2021 Audited	30.06.2020 Reviewed	31.03.2021 Audited	30.06.2021 Reviewed	31.03.2021 Audited	30.06.2020 Reviewed	31.03.2021 Audited
1	Revenue								
	(a) Domestic	2238138	2237177	2405032	9276774	2256779	2252474	2439149	9379781
	(b) International	13362	15996	24248	79388	24762	25482	33623	119304
	Total	2251500	2253173	2429280	9356162	2281541	2277956	2472772	9499085
2	Assets								
	(a) Domestic	121234536	121482981	118436292	121482981	122871934	122501602	119971578	122501602
	(b) International	3618716	4580281	4803763	4580281	4558453	5470904	5666597	5470904
	Total	124853252	126063262	123240055	126063262	127430387	127972506	125638175	127972506

Notes :

1. Segment Liabilities are distributed in the ratio of their respective Segment Assets.
2. Figures of the previous period have been re-grouped/re-classified wherever necessary.



S. N. Dhawan & Co LLP

Chartered Accountants

M K Aggarwal & Co.

Chartered Accountants

A John Moris & Co.

Chartered Accountants

S R Goyal & Co.

Chartered Accountants

PSMG & Associates

Chartered Accountants

**INDEPENDENT AUDITORS' REVIEW REPORT ON THE UNAUDITED STANDALONE FINANCIAL RESULTS
FOR THE QUARTER ENDED JUNE 30, 2021**

To
The Board of Directors,
Punjab National Bank
New Delhi

1. We have reviewed the accompanying statements of unaudited financial results ("the Statement") of Punjab National Bank (the "Bank") for the quarter ended June 30, 2021 attached herewith, being submitted by the Bank pursuant to requirement of regulation 33 of SEBI (Listing Obligation and Disclosure Requirement, 2015 as amended (Listing Regulation). The disclosures relating to "Pillar 3 including Leverage Ratio and Liquidity Ratio under Basel III Capital Regulations" as have been disclosed on the Banks website and in respect of which a link has been provided in the aforesaid Statement have not been reviewed by us. These statements are the responsibility of the Bank's Management and have been approved by the Board of Directors. Our responsibility is to issue a report on these interim financial statements based on our review.
2. This statement, which is the responsibility of the Bank's Management and approved by the Board of Directors, has been prepared in accordance with the recognition and measurement principles laid down in Accounting Standard 25 "Interim Financial Reporting" ("AS 25"), prescribed by the Institute of Chartered Accountants of India (ICAI), the relevant provisions of the Banking Regulation Act, 1949, the circulars, guidelines and directions issued by the Reserve Bank of India (RBI) from time to time ("RBI Guidelines") and other accounting principles generally accepted in India. Our responsibility is to express a conclusion on the Statement based on our review
3. We conducted our review in accordance with the Standard on Review Engagement (SRE) 2410, "Review of Interim Financial Information Performed by the Independent Auditor of the Entity", issued by the Institute of Chartered Accountants of India. This standard requires that we plan and perform the review to obtain moderate assurance as to whether the financial statements are free of material misstatement. A review is limited primarily to making inquiries of the Bank personnel and applying analytical and other review procedures to financial data and thus provides less assurance than an audit. A review is substantially less in scope than an audit conducted in accordance with the Standards on Auditing and consequently does not enable us to obtain assurance that we would become aware of all significant matters that might be identified in an audit. We have not performed an audit and accordingly, we do not express an audit opinion.
4. These Unaudited Standalone Financial results incorporate the relevant returns of 20 Branches and 1 Treasury Division reviewed by us, 2 Foreign Branches reviewed by overseas audit firm specifically appointed for this purpose and un-reviewed returns in respect of 10240 Branches and Other Offices. In the conduct of our review, we have relied upon the review reports in respect of non-performing assets submitted by external concurrent auditors (including retired employees of the Bank) of 1338 Branches, in-house concurrent auditors of 233 Branches to the Bank Management. These review reports cover 74.62% (of which 51.11% has been covered by us) of the advances portfolio of the bank (excluding the advances of asset recovery branches and outstanding food credit) as at June 30, 2021. Apart from these review reports, in the conduct of our review, we have also relied upon various information and returns received from un-reviewed Branches/Other Offices of the Bank and generated through centralized database at the Bank's Head Office.
5. Based on our review conducted as above, subject to limitation in scope as mentioned in Para 4 above, nothing has come to our attention that causes us to believe that the accompanying statement of unaudited interim



financial results read together with the notes thereon, prepared in accordance with applicable accounting standards and other recognized accounting practices and policies, has not disclosed the information required to be disclosed in terms of Regulation 33 of the SEBI (Listing Obligations and Disclosure Requirements) Regulations, 2015 including the manner in which it is to be disclosed, or that it contains any material misstatement or that it has not been prepared in accordance with the relevant prudential norms issued by the Reserve Bank of India in respect of income recognition, asset classification, provisioning and other related matters.


6. Emphasis of Matter:

We draw attention to:

- Note No. 3 to the accompanying financial results regarding change in policy of revenue recognition of commission on Letter of Credit and Bank Guarantee on prorata basis to the extent accrued for the period;
- Note No. 7 to the accompanying financial results which describes the uncertainties due to outbreak of novel corona virus (COVID 19).


Our conclusion on the statement is not modified in respect of these matters.

For S. N. Dhawan & Co LLP
Chartered Accountants
FRN 000050N/N500045


CA Surinder Kr. Khatri
Partner
(M.NO.084993)
UDIN:21084993AAAACX2901




For M K Aggarwal & Co.
Chartered Accountants
FRN 001411N


CA Atul Aggarwal
Partner
(M.NO. 099374)
UDIN: 21099374AAAAGFG3591



For A John Moris & Co.
Chartered Accountants
FRN 007220S


CA K V Sivakumar
Partner
(M.NO.027437)
UDIN: 21027437AAAABQ3089

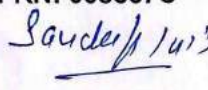


For S R Goyal & Co.
Chartered Accountants
FRN:001537C


CA Praveen Goyal
Partner
(M.NO. 074789)
UDIN: 21074789AAAABH6732



For PSMG & Associates
Chartered Accountants
FRN: 008567C


CA Sandeep Jain
Partner
(M.NO. 077281)
UDIN: 21077281AAA AJY2093



Place: New Delhi

Date: August 02, 2021



S. N. Dhawan & Co LLP
Chartered Accountants

M K Aggarwal & Co.
Chartered Accountants

A John Moris & Co.
Chartered Accountants

S R Goyal & Co.
Chartered Accountants

PSMG & Associates
Chartered Accountants

INDEPENDENT AUDITORS' REVIEW REPORT ON THE UNAUDITED CONSOLIDATED FINANCIAL RESULTS FOR QUARTER ENDED JUNE 30, 2021

To
The Board of Directors
Punjab National Bank
New Delhi

1. We have reviewed the accompanying Statement of Consolidated Unaudited Financial Results ("the Statement") of Punjab National Bank ("the Parent"/"the Bank") and its subsidiaries (the Parent and its subsidiaries together referred to as "the Group"), its jointly controlled entities and its share of net profit/(loss) after tax of its associates for the quarter ended June 30, 2021 attached herewith, being submitted by the Parent pursuant to the requirement of Regulation 33 of the SEBI (Listing Obligations and Disclosure Requirements) Regulations, 2015, as amended ("Listing Regulations"). Statement is the responsibility of Bank's Management and has been recommended by the Audit Committee of Board and has been approved by Board of Directors at their respective meetings held on August 02, 2021, which has been initialed by us for the purpose of identification only. Further disclosures relating to Pillar 3 including leverage ratio and liquidity coverage ratio under Basel III Capital Regulations as have been disclosed on the Bank's website and in respect of which a link has been provided in the Statement and have not been reviewed by us.
2. This Statement, which is the responsibility of the Parent's Management and approved by the Parent's Board of Directors, has been prepared in accordance with the recognition and measurement principles laid down in Accounting Standard 25 "Interim Financial Reporting" ("AS 25"), prescribed under Section 133 of the Companies Act, 2013, the relevant provisions of the Banking Regulation Act, 1949, the circulars, guidelines and directions issued by the Reserve Bank of India (RBI) from time to time ("RBI Guidelines") and other accounting principles generally accepted in India. Our responsibility is to express a conclusion on the Statement based on our review.
3. We conducted our review of the Statement in accordance with the Standard on Review Engagements (SRE) 2410 "Review of Interim Financial Information Performed by the Independent Auditor of the Entity", issued by the Institute of Chartered Accountants of India. A review of interim financial information consists of making inquiries, primarily of persons responsible for financial and accounting matters, and applying analytical and other review procedures. A review is substantially less in scope than an audit conducted in accordance with Standards on Auditing and consequently does not enable us to obtain assurance that we would become aware of all significant matters that might be identified in an audit. Accordingly, we do not express an audit opinion.

We also performed procedures in accordance with the circular issued by the SEBI under Regulation 33 (8) of the SEBI (Listing Obligations and Disclosure Requirements) Regulations 2015, as amended to the extent applicable.

4. The Statement includes the results of the following entities:

Parent: Punjab National Bank

Subsidiaries:

- i. PNB Gilts Ltd.



- ii. PNB Investment Services Ltd.
- iii. Punjab National Bank (International) Ltd., UK
- iv. Druk PNB Bank Ltd., Bhutan
- v. PNB Cards and Services Ltd.

Associates:

- i. PNB Metlife India Insurance Company Ltd.
- ii. PNB Housing Finance Limited
- iii. Canara HSBC OBC Life Insurance Co. Ltd.
- iv. India SME Asset Reconstruction Co. Ltd.
- v. JSC (Tengri Bank) Almaty, Kazakhstan (Under Liquidation)
- vi. Everest Bank Limited, Kathmandu, Nepal
- vii. Dakshin Bihar Gramin Bank, Patna
- viii. Himachal Pradesh Gramin Bank, Mandi
- ix. Punjab Gramin Bank, Kapurthala
- x. Sarva Haryana Gramin Bank, Rohtak
- xi. Prathama UP Gramin Bank, Meerut
- xii. Assam Gramin Vikas Bank, Guwahati
- xiii. Bangia Gramin Vikas Bank, Murshidabad
- xiv. Manipur Rural Bank, Imphal
- xv. Tripura Gramin Bank, Agartala

5. Based on our review conducted and procedures performed as stated in paragraph 3 above and based on the consideration of the review reports of internal inspection teams and reports of other auditors referred to in paragraph 6 and 8 below, nothing has come to our attention that causes us to believe that the accompanying Statement, prepared in accordance with the recognition measurement principles laid down in the aforesaid Accounting Standard, RBI Guidelines and other accounting principles generally accepted in India, has not disclosed the information required to be disclosed in terms of Regulation 33 of the SEBI (Listing Obligations and Disclosure Requirements) Regulations, 2015, as amended, including the manner in which it is to be disclosed, except for the disclosures relating to consolidated Pillar 3 disclosure as at June 30 2021, including leverage ratio and liquidity coverage ratio under Basel III Capital Regulations as have been disclosed on the Bank's website and in respect of which a link has been provided in the Statement and have not been reviewed by us, or that it contains any material misstatement.
6. We did not review the interim financial information of 1573 (including 2 overseas) branches included in the standalone unaudited interim financial statements of the entities included in the Group, whose results reflect Total advances (asset) of Rs 209605.78 Crore as at June 30, 2021 and total revenues of Rs.2766.77 Crore for the quarter ended June 30, 2021, as considered in the respective standalone unaudited interim financial results of the entities included in the Group.

The interim financial results of these branches have been reviewed by the internal inspection teams of entities whose reports have been furnished to us or other auditors, and our conclusion in so far as it relates to the amounts and disclosures included in respect of these branches, is based solely on the report of such inspections teams and other auditors.

7. The consolidated unaudited financial results includes the interim financial results which have not been reviewed of 10240 branches and other offices included in the standalone unaudited results of the entities included in the Group, whose results reflect total advances of Rs 213937.13 Crore as at June 30, 2021 and total revenues of Rs 2195.99 Crore for the quarter ended June 30, 2021 as considered in the respective standalone unaudited financial results of the entities included in the Group.
8. We did not review the interim financial Information of 2 associates included in the consolidated unaudited financial results, whose share of net profit / (loss) for consolidation is Rs. (24.77) Crore for the quarter ended June 30, 2021. These interim financial information have been reviewed by other auditors whose reports, have been furnished to us by the Management and our conclusion on the statement, in so far as it



relates to the amounts and disclosures included in respect of these associates is based solely on the reports of the other auditors and the procedures performed by us as stated in paragraph 3 above.

9. The Consolidated unaudited financial results includes the interim financial results of 5 Subsidiaries which have not been reviewed by their auditors, whose interim financial results reflect total assets of Rs 26693.89 Crore at June 30, 2021, Revenue of Rs.307.81 Crore for the quarter ended June 30, 2021 respectively as considered in the consolidated financial results. The Consolidated unaudited financial results also includes the Group's share of Net Profit of Rs 128.17 Crore for the quarter ended June 30, 2021, as considered in the consolidated unaudited financial results, in respect of 13 associates, based on interim financial results which have not been reviewed/audited by their auditors. According to the information and explanations given to us by the Management, these interim financial results are not material to the Group.

10. Emphasis of Matter:

We draw attention to -

- a. Note No. 3 to the accompanying financial results regarding change in policy of revenue recognition of commission on Letter of Credit and Bank Guarantee on prorata basis to the extent accrued for the period;
- b. Note No. 7 to the accompanying financial results which describes the uncertainties due to outbreak of novel corona virus (COVID 19).



Our conclusion on the statement is not modified in respect of the above matters.

For S. N. Dhawan & Co LLP
Chartered Accountants
FRN 000050N/N500045






CA Surinder Kr. Khattar
Partner
(M.No.084993)
UDIN:21084993AAAACY8011

For M K Aggarwal & Co.
Chartered Accountants
FRN 001411N

CA Atul Aggarwal
Partner
(M.No. 099374)
UDIN:21099374AAA AFH8031

For A John Moris & Co.
Chartered Accountants
FRN 007220S

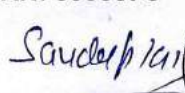

CA K V Sivakumar
Partner
(M.No.027437)
UDIN:21027437AAA ABR3692

For S R Goyal & Co.
Chartered Accountants
FRN:001537C




CA Praveen Goyal
Partner
(M.No. 074789)
UDIN:21074789AAA ABG4754

For PSMG & Associates
Chartered Accountants
FRN: 008567C

CA Sandeep Jain
Partner
(M.No. 077281)
UDIN:21077281AAA AJZ8436

Place: New Delhi

Date: August 02, 2021