



पंजाब नैश्नल बैंक  punjab national bank
...भरोसे का प्रतीक ! ...the name you can BANK upon !

FINANCIAL RESULTS

FOR THE YEAR ENDED

31st MARCH 2019



FINANCE DIVISION

HEAD OFFICE: NEW DELHI

PUNJAB NATIONAL BANK
ANNUAL FINANCIAL RESULTS FOR THE PERIOD ENDED 31st MARCH, 2019

₹ In lacs

S.No.	Particulars	Quarter Ended (Standalone)			Year Ended (Standalone)		Year Ended (Consolidated)	
		31.03.2019	31.12.2018	31.03.2018	31.03.2019	31.03.2018	31.03.2019	31.03.2018
		AUDITED	REVIEWED	AUDITED	AUDITED		AUDITED	
1	Interest Earned (a+b+c+d)	1283572	1303508	1138463	5131025	4799576	5214714	4872485
	a) Interest/discount on advances/bills	881147	891769	741078	3508621	3183308	3541649	3254921
	b) Income on Investments	354253	361690	347006	1410597	1394698	1462185	1397871
	c) Interest on Balances with RBI and other Inter Bank Funds	39716	46014	45664	189139	200142	193719	201340
	d) Others	8456	4035	4715	22668	21428	17160	18354
2	Other Income	188941	181916	156105	737741	888087	736739	888334
A	TOTAL INCOME (1+2)	1472513	1485424	1294568	5868766	5687663	5951453	5760819
3	Interest Expended	863543	874503	832124	3415394	3307336	3465566	3353039
4	Operating Expenses (a+b)	322852	300935	507182	1153848	1350907	1168926	1364259
	(a) Employees Cost	198988	188422	389997	696316	916880	704754	924237
	(b) Other operating expenses (All items exceeding 10% of the total expenditure excluding interest expenditure may be shown separately)	123864	112513	117185	457532	434027	464172	440022
B	TOTAL EXPENDITURE (3+4) (excluding provisions & contingencies)	1186395	1175438	1339306	4569242	4658243	4634492	4717298
C	Operating Profit (A-B) (Profit before Provisions & Contingencies)	286118	309986	-44738	1299524	1029420	1316961	1043522
D	Provisions (other than tax) and contingencies	1007111	275384	2035310	2834101	2986928	2853437	3028136
	of which provisions for Non Performing Assets	915355	256577	1620282	2443458	2445273	2463038	2485154
E	Exceptional items	0	0	0	0	0	0	0
F	Provision for Taxes (Tax Expenses)	-246029	9951	-738357	-537028	-729226	-533835	-726181
G	Less : Minority Interest	NA	NA	NA	NA	NA	2009	210
H	Add : Share of earnings in Associates	NA	NA	NA	NA	NA	47639	47307
I	Net Profit (+)/Loss (-) from ordinary activities after tax (C-D-E-F-G+H)	-474964	24651	-1341691	-997549	-1228282	-957011	-1211336
J	Extraordinary items (net of tax expense)	0	0	0	0	0	0	0
K	Net Profit (+)/Loss(-) for the period (I-J)	-474964	24651	-1341691	-997549	-1228282	-957011	-1211336
5	Paid up equity Share Capital (Face value ₹ 2/-each)	92081	76040	55211	92081	55211	92081	55211
6	Reserves excluding revaluation reserves (as per balance sheet of previous accounting year)				3683837	3792134	3728136	3918244
7	Analytical Ratios							
	(i) Share holding of Govt. of India (%)	75.41	70.22	62.25	75.41	62.25		
	(ii) Capital Adequacy Ratio - Basel-III (%)	9.73	10.52	9.20	9.73	9.20	10.13	9.82
	a) CET 1 Ratio	6.21	6.93	5.96	6.21	5.96	6.52	6.48
	b) Additional Tier 1 Ratio	1.29	1.32	1.17	1.29	1.17	1.33	1.21
	(iii) Earnings per Share (EPS) not annualized (in ₹)							
	(a) Basic and diluted EPS before extraordinary items	-12.38	0.70	-54.89	-30.94	-55.39	-20.79	-54.63
	(b) Basic and diluted EPS after extraordinary items	-12.38	0.70	-54.89	-30.94	-55.39	-20.79	-54.63
	(iv) NPA Ratios:							
	(a) Amount of gross non-performing assets	7847270	7773333	8662005	7847270	8662005		
	(b) Amount of net non-performing assets	3003766	3567512	4868429	3003766	4868429		
	(c) % of gross NPAs	15.50	16.33	18.38	15.50	18.38		
	(d) % of net NPAs	6.56	8.22	11.24	6.56	11.24		
	(v) Return on Assets (Annualised) %	-2.33	0.12	-6.72	-1.25	-1.60		

Not Applicable



PUNJAB NATIONAL BANK

STATEMENT OF ASSETS AND LIABILITIES

Particulars	Standalone As at Mar 2019 (Audited)	Standalone As at Mar 2018 (Audited)	Consolidated As at Mar 2019 (Audited)	Consolidated As at Mar 2018 (Audited)
CAPITAL & LIABILITIES				
Capital	92081	55211	92081	55211
Reserves & Surplus	4386632	4052219	4427670	4096519
Minority Interest			32062	30853
Deposits	67603013	64222619	68187418	64843901
Borrowings	3932591	6085075	4682797	6532966
Other Liabilities and Provisions	1480629	2167886	1504551	2193357
TOTAL	77494946	76583010	78926579	77752807
ASSETS				
Cash & Balances with Reserve Bank of India	3212913	2878903	3233831	2902891
Balances with Banks & Money at Call & Short Notice	4315891	6667297	4495765	6845924
Investments	20212822	20030598	20972300	20441868
Advances	45824920	43373472	46241623	43882578
Fixed Assets	622485	634933	624758	637099
Other Assets	3305915	2997807	3358302	3042447
TOTAL	77494946	76583010	78926579	77752807

NOTES:-

1. The annual financial results for the year ended 31st March, 2019, have been prepared following the same accounting policies and practices, as those followed in the annual financial statements for the year ended 31st March, 2018, except NPI Provision in preference share, debentures and bonds is made as per the valuation guidelines in RBI Master Circular for Investments instead of IRAC norms of RBI Master circular applicable to Advances resulting in higher depreciation on investments amounting to Rs. 60 Crores.
2. The above financial results have been reviewed by the Audit Committee of Board and approved by the Board of Directors in the meeting held on 28.05.2019. The same have been subjected to audit by the Statutory Central Auditors of the bank, in line with the guidelines issued by the Reserve Bank of India and as per the requirement of listing agreement with Stock Exchanges.
3. The financial results of the bank have been arrived at after considering provisions for non-performing assets, standard assets, restructured advances, standard derivative exposures, direct taxes including deferred tax unhedged foreign currency exposure and investment depreciation on the basis of extant guidelines issued by Reserve Bank of India.
4. Provisions for employee benefits pertaining to pension, gratuity and leave encashment have been made on the basis of actuarial valuation based on AS-15 (Revised) issued by ICAI. All other usual and necessary provisions have been made on estimated basis.
5. In terms of RBI circular no. DBR.No.BP.BC.1/21.06.201/2015-16 dated 01.07.2015 read together with RBI circular DBR.No.BP.BC 80/21.06.201/2014-15 dated March 31, 2015; banks are required to make Pillar 3 disclosures under BASEL III capital regulations. Accordingly, Pillar 3 disclosures under BASEL III capital regulations are being made available on Bank's website i.e. www.pnbindia.in. These disclosures have not been subjected to Audit.



6. As per RBI Letter no. DBR.No.BP.15199/21.04.048/2016-17 dated 23rd June, 2017 and letter no DBR.No.BP.1908/21.04.048/2017-18 dated 28th August, 2017 for the accounts covered under the provisions of Insolvency and Bankruptcy code (IBC), the bank is holding total provision of Rs11940.15 crores as on 31st March 2019 (84.63% of total outstanding) including additional provision of Rs 433.93 crores in said accounts made during the year ended on March 31, 2019.
7. RBI vide its circular dated April 2, 2018 and June 15, 2018 has permitted banks an option to spread Mark to Market (MTM) loss on AFS and HFT investment for the quarters ended March 31, 2018 and June 30, 2018 equally over four quarters commencing with the quarter in which the loss is incurred. Accordingly, the bank has availed the option and charged Rs. 27.83 Crores to the Profit & Loss Account during this quarter pertaining to June 2018 quarter and there is no unamortised balance as on 31st March, 2019.
8. The Bank has availed dispensation for deferment of provision in respect of frauds reported for the year of Rs 2647.85 crores requiring additional provision of Rs 1052.78 crores in terms of option available as per RBI circular no DBR No.BP.BC.92/21.04.048/2015-16 dated 18.04.2016. Accordingly an amount of Rs390.38 crores has been charged to profit and loss account and an amount of Rs662.40 crores have been charged to reserves & deferred for adjustment in subsequent quarters.
9. Pursuant to the proposed bipartite agreement on wage revision (due with effect from November 2017), a sum of Rs 123.21 crore has been provided during the quarter towards wage revision on estimated basis. (Cumulative provision; Rs 713.71 crores).
10. In accordance with RBI Circular No. DBR No. BP BC 108/21.04.048/2017-18 dated 06.06.2018, the bank has retained advances of Rs.1718.41 Crore as standard asset on 31st March, 2019. In accordance with the provisions of the circular, the Bank has not recognized interest on these accounts and is maintaining a standard provision of Rs85.92 crores in respect of such borrowers.

As per RBI Circular No DBR.No.BP.BC.18/21.04.048/2018-19 dated 1st January 2019 on restructuring of Advances – MSME sector, the details of restructured accounts as on 31.03.2019 are as under:

No. of Accounts Restructured	Amounts (Rs. in Crores)
13682	621.92


11. In terms of RBI Circular No.DBR.BP.BC.No.50/21.06.201/2016-17 dated 2nd February, 2017 the Bank has made payment of Interest on Additional Tier -1 Bonds of Rs 451.87 Crore by debiting Statutory Reserves.
12. During the quarter Government of India infused Rs 5908 crores for which the bank has issued and allotted 80,20,63,535 equity shares having Face Value of Rs 2/- each at a premium of Rs 71.66/- per share, on preferential basis to GOI on 28th March 2019. The bank has considered such amount received from GOI as a part of common equity Tier – I (CET 1) capital as on 31st March, 2019.
13. Based on the review and certainty of availability of future taxable income, the bank has recognised net Deferred Tax Assets of Rs 2440.90 crores for the quarter and Rs.5365.35 crores for the year ended 31st March, 2019 in accordance with Accounting Standard-22, "Accounting for Taxes on Income" issued by The Institute of Chartered Accountants of India.
14. Divergence in Assets classification and Provisioning for NPAs in compliance to Risk Assessment Report (RAR) of RBI for the year 2017-18 are reported as under:


Sr. No.	Particulars	(Rs in '000)
1	Gross NPAs as on March 31, 2018 as reported by the Bank	866200531
2	Gross NPAs as on March 31, 2018 as assessed by RBI	875157531
3	Divergence in Gross NPAs (2-1)	8957000
4	Net NPAs as on March 31, 2018 as reported by the Bank	486842891
5	Net NPAs as on March 31, 2018 as assessed by RBI	458131891
6	Divergence in Net NPAs (5-4)	-28711000
7	Provisions for NPAs as on March 31, 2018 as reported by the Bank	376118238




8	Provision for NPAs as on March 31, 2018 as assessed by RBI	413786238
9	Divergence in Provisioning (8-7)	37668000
10	Reported Net Profit after Tax (PAT) for the year ended March 31, 2018	-122828200
11	Adjusted (notional) Net Profit after Tax (PAT) for the year ended March 31, 2018 after taking into account the divergence in provisioning	-160496200


15. The Provisioning Coverage Ratio as at 31st March 2019 works out to 74.50%.
16. Pursuant to the Accounting Standard – 10 (Revised 2016) on Property, Plant & Equipment, applicable from 1st April 2017, depreciation of Rs64.73 Crores for the year on revalued portion of Fixed Assets has been transferred during the year from the Revaluation Reserve to Revenue Reserve instead of Crediting to Profit& Loss Account.
17. Details of Investor's complaints for the quarter ended March 31, 2019: Pending at Beginning: Nil; Received: 02; Disposed off: 02; Closing: Nil.
18. The figures of last quarter of the year are the balancing figures between audited figures in respect of the financial year and the published year to date figures up to the third quarter of the respective financial year.
19. Figures of the previous periods have been regrouped / rearranged / re-classified wherever necessary to conform to current period's classification.

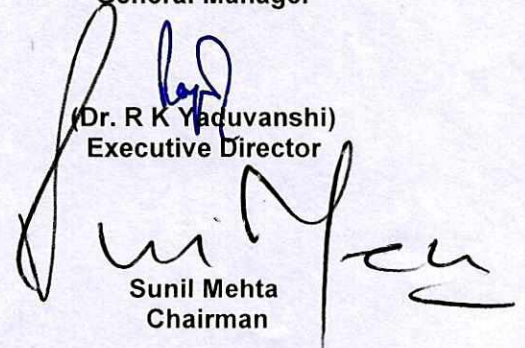

(P K Varshney)
Chief Manager


(S K Jain)
Deputy General Manager


(P K Sharma)
General Manager



(A K Azad)
Executive Director


(L V Prabhakar)
Executive Director



(Dr. R K Yaduvanshi)
Executive Director


Sunil Mehta
Managing Director & CEO


For G S Mathur&Co.
Chartered Accountants
FRN 008744N


(Rajiv Kumar Wadhawan)
Partner
M.NO. 091007


For MKPS & Associates.
Chartered Accountants
FRN 302014E


(Sanjaya Kumar Parida)
Partner
M.NO. 504222

For HDSG & Associates
Chartered Accountants
FRN 002871N


(Dalbir Singh Gulati)
Partner
M.NO. 081024

For M K Aggarwal & CO.
Chartered Accountants
FRN 001411N


(M K Aggarwal)
Partner
M.NO. 14956

For A John Moris & Co.
Chartered Accountants
FRN 007220S


(G Kumar)
Partner
M.NO. 023082

Place: New Delhi
Date: 28.05.2019



SEGMENT REPORTING FOR THE QUARTER/YEAR ENDED 31st MARCH 2019

PART A – BUSINESS SEGMENTS

₹ In lacs

Sr. No.	Particulars	Quarter Ended			Year Ended		Year Ended	
		Standalone			Standalone		Consolidated	
		31.03.2019	31.12.2018	31.03.2018	31.03.2019	31.03.2018	31.03.2019	31.03.2018
	Audited	Reviewed	Audited	Audited	Audited	Audited	Audited	
1	Segment Revenue							
	(a) Treasury Operations	418457	448365	400970	1702649	1910190	1753309	1952832
	(b) Corporate/Wholesale Banking	525198	504260	176760	2109529	1719642	2137594	1747091
	(c) Retail Banking	481951	503542	668912	1905349	1907807	1913131	1909323
	(d) Other Banking Operations	46908	29256	47926	151239	150024	147419	151573
	Total Revenue	1472514	1485423	1294568	5868766	5687663	5951453	5760819
2	Segment Results							
	(a) Treasury Operations	113979	201029	-9762	375808	447483	375695	447314
	(b) Corporate/Wholesale Banking	-805893	-173147	-1809234	-1939293	-2233709	-1946196	-2224125
	(c) Retail Banking	844	71567	-197144	187942	24920	195891	32861
	(d) Other Banking Operations	9238	6280	1443	34605	23798	31972	22336
	Total	-681832	105729	-2014697	-1340938	-1737508	-1342638	-1721614
	Unallocated Expenditure	39160	71128	65351	193639	220000	193838	263000
	Profit before Tax	-720992	34601	-2080048	-1534577	-1957508	-1490846	-1937517
	Provision for Tax	-246029	9951	-738357	-537028	-729226	-533835	-726181
	Extraordinary items	-	-	-	-	-	-	-
	Share of Earning in Associates(Net)						47639	47307
	Minority Interest						2009	210
	Net profit	-474963	24650	-1341691	-997549	-1228282	-957011	-1211336
3	Segment Assets							
	(a) Treasury Operations	21817299	21072084	23249398	21817299	23249398	22759125	23929009
	(b) Corporate/Wholesale Banking	35077593	33296627	33640800	35077593	33640800	35407242	34095965
	(c) Retail Banking	15658600	15647687	15368372	15658600	15368372	15741698	15455698
	(d) Other Banking Operations	2297481	2428716	2252920	2297481	2252920	2374541	2200615
	(e) Unallocated	2643973	2335496	2071520	2643973	2071520	2643973	2071520
	Total	77494946	74780610	76583010	77494946	76583010	78926579	77752807
4	Segment Liabilities							
	(a) Treasury Operations	21282319	20453301	22613886	21282319	22613886	21970800	23083455
	(b) Corporate/Wholesale Banking	34217459	32318872	32721245	34217459	32721245	34438009	32944747
	(c) Retail Banking	15274637	15188192	14948285	15274637	14948285	15692118	15502925
	(d) Other Banking Operations	2241144	2357397	2191338	2241144	2191338	2270817	2067579
	(e) Unallocated	674	676	826	674	826	35084	2371
	Total	73016233	70318438	72475580	73016233	72475580	74406828	73601077
5	Capital Employed							
	(a) Treasury Operations	534980	618783	635512	534980	635512	788325	845554
	(b) Corporate/Wholesale Banking	860134	977755	919555	860134	919556	969233	1151218
	(c) Retail Banking	383963	459495	420087	383963	420087	49580	-47227
	(d) Other Banking Operations	56337	71319	61582	56337	61583	103724	133036
	(e) Unallocated	2643299	2334820	2070694	2643299	2070693	2608889	2069149
	Total Capital Employed	4478713	4462172	4107430	4478713	4107431	4519751	4151730

PART B - GEOGRAPHICAL SEGMENTS

Sr. No.	Particulars	Quarter Ended			Year Ended		Year Ended	
		31.03.2019	31.12.2018	31.03.2018	31.03.2019	31.03.2018	31.03.2019	31.03.2018
		Audited	Reviewed	Audited	Audited	Audited	Audited	Audited
1	Revenue							
	(a) Domestic	1442278	1446180	1239889	5703478	5487561	5743398	5523647
	(b) International	30236	39243	54679	165288	200102	208055	237172
	Total	1472514	1485423	1294568	5868766	5687663	5951453	5760819
2	Assets							
	(a) Domestic	73290416	70854859	68744009	73290416	68744009	73874459	69023403
	(b) International	4204530	3925751	7839001	4204530	7839001	5052120	8729404
	Total	77494946	74780610	76583010	77494946	76583010	78926579	77752807

Notes :

1. Segment Liabilities are distributed in the ratio of their respective Segment Assets.
2. Figures of the previous period have been re-grouped/re-classified wherever necessary.



**PUNJAB NATIONAL BANK
BALANCE SHEET AS ON 31st MARCH, 2019**

(₹000 omitted)

<u>CAPITAL & LIABILITIES</u>	<u>Schedule</u>	<u>As on 31.03.19</u>	<u>As on 31.03.18</u>
Capital	1	9208094	5521146
Reserves & Surplus	2	438663151	405221915
Deposits	3	6760301361	6422261919
Borrowings	4	393259151	608507480
Other Liabilities and Provisions	5	148062860	216788585
	TOTAL	7749494617	7658301045
ASSETS			
Cash & Balances with Reserve Bank of India	6	321291338	287890324
Balances with Banks & Money at call & short notice	7	431589074	666729711
Investments	8	2021282198	2003059816
Advances	9	4582492041	4337347213
Fixed Assets	10	62248473	63493272
Other Assets	11	330591493	299780709
	TOTAL	7749494617	7658301045
Contingent Liabilities	12	3054001291	3041276977
Bills for Collection		273358976	278586121
Significant Accounting Policies	17		
Notes on Accounts	18		
The Schedules 1 to 18 form an integral part of the Accounts.			

[Signature]
K K VARSHNEY
CHIEF MANAGER

[Signature]
S K JAIN
DY. GENERAL MANAGER

[Signature]
P K SHARMA
GENERAL MANAGER

[Signature]
A K AZAD
EXECUTIVE DIRECTOR

[Signature]
L V PRABHAKAR
EXECUTIVE DIRECTOR

[Signature]
DR R K YADU VANSHI
EXECUTIVE DIRECTOR

[Signature]
SUNIL MEHTA
CHAIRMAN

[Signature]
SUNIL MEHTA
MANAGING DIRECTOR & CEO

[Signature]
RAVI MITAL
DIRECTOR

[Signature]
DR. RABI N. MISHRA
DIRECTOR

[Signature]
MAHESH BABOO GUPTA
DIRECTOR

[Signature]
SANJAY VERMA
DIRECTOR

[Signature]
Dr. ASHA BHANDARKAR
DIRECTOR

For G S Mathur & Co.
Chartered Accountants
FRN 008744N

(Rajiv Kumar Wadhawan)
Partner
M No. 091007

As per our Report of even date
For MKPS & Associates
Chartered Accountants
FRN 302014E

(Sanjaya Kumar Parida)
Partner
M No. 504222

For HDSG & Associates
Chartered Accountants
FRN 002871N

(Daisy Singh Sulati)
Partner
M No. 081024

For M K Aggarwal & Co.
Chartered Accountants
FRN 001411N

(M K Aggarwal)
Partner
M No. 14956

For A John Moris & Co.
Chartered Accountants
FRN 007220S

(G. Kumar)
Partner
M No. 023082


Date : 28/05/2019
Place: New Delhi




**PUNJAB NATIONAL BANK
PROFIT AND LOSS ACCOUNT FOR THE YEAR ENDED 31st MARCH, 2019**

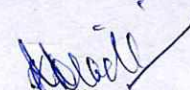
(₹000 omitted)

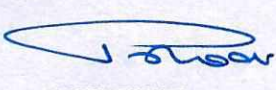
	<u>Schedule</u>	<u>Year Ended 31.03.19</u>	<u>Year Ended 31.03.18</u>
I. INCOME			
Interest earned	13	513102483	479957663
Other Income	14	73774123	88808690
TOTAL		586876606	568766353
II. EXPENDITURE			
Interest expended	15	341539370	330733643
Operating expenses	16	115384806	135090730
Provisions and Contingencies		229707290	225770182
TOTAL		686631466	691594555
III. PROFIT			
Net Profit/(Loss) for the year		-99754860	-122828202
Add: Balance in Profit & Loss A/c		0	0
Profit Available for Appropriation		-99754860	-122828202
IV. APPROPRIATIONS			
Transfer to :			
Statutory Reserves		0	0
Capital Reserves		861255	10249314
Revenue & Other Reserves		-1343092	-133077516
Proposed Dividend		0	0
Interim Dividend		0	0
Tax on Dividend proposed for the year 2017-18		0	0
Balance Transferred from provision for tax on dividend/dividend		0	0
Special reserve as per Income Tax Act		0	0
Investment Reserve		0	0
Balance in Profit & Loss Account		-99273023	0
TOTAL		-99754860	-122828202
Earning per Share (₹) (Basic/Diluted)		-30.94	-55.39
(Nominal Value ₹ 2 per share)			
Significant Accounting Policies	17		
Notes on Accounts	18		


P K VARSHNEY
CHIEF MANAGER


S K JAIN
DY. GENERAL MANAGER


P K SHARMA
GENERAL MANAGER


A K AZAD
EXECUTIVE DIRECTOR


L V PRABHAKAR
EXECUTIVE DIRECTOR



DR R K YADU ANSHI
EXECUTIVE DIRECTOR


SUNIL MEHTA
MANAGING DIRECTOR & CEO



SUNIL MEHTA
CHAIRMAN



RAVI MITAL
DIRECTOR



DR. RABI N. MISHRA
DIRECTOR


MAHESH BABOO GUPTA
DIRECTOR


SANJAY VERMA
DIRECTOR

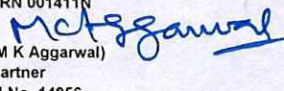

Dr. ASHA BHANDARKAR
DIRECTOR


For G S Mathur & Co.
Chartered Accountants
FRN 008744N

(Rajiv Kumar Wadhawan)
Partner
M No. 091007

As per our Report of even date
For MKPS & Associates
Chartered Accountants
FRN 302014E

(Sanjaya Kumar Parida)
Partner
M No. 504222

For HDSG & Associates
Chartered Accountants
FRN 002871N

(Dalbir Singh Guati)
Partner
M No. 081024

For M K Aggarwal & Co.
Chartered Accountants
FRN 001411N

(M K Aggarwal)
Partner
M No. 14956

For A John Moris & Co.
Chartered Accountants
FRN 007220S

(G. Kumar)
Partner
M No. 023082

Date : 28/05/2019
Place: New Delhi




Form A











Letter of Annual Audit Report To Be Filed With Stock Exchanges (Standalone)

Name of the Company	Punjab National Bank
Annual Financial Statements	FY 2018-19
Type of Audit Observation	NIL
Frequency of Observation	NIL
Comments of the Management on the matter of emphasis	NIL


 (P K Sharma)
 General Manager


 (L V Prabhakar)
 Executive Director


 (Sunil Mehta)
 Managing Director & C.E.O.

<p>For G S Mathur & Co. Chartered Accountants FRN 008744N</p> <p> (Rajiv Kumar Wadhawan) Partner (M No. 091007)</p> <p></p>	<p>For MKPS & Associates Chartered Accountants FRN 302014E</p> <p> (Sanjaya Kumar Parida) Partner (M No. 504222)</p> <p></p>	<p>For HDSG & Associates Chartered Accountants FRN 002871N</p> <p> (Dalbir Singh Gulati) Partner (M No. 081024)</p> <p></p>
<p>For M K Aggarwal & Co. Chartered Accountants FRN 001411N</p> <p> (M K Aggarwal) Partner (M No. 14956)</p> <p></p>	<p>For A John Moris & Co. Chartered Accountants FRN 007220S</p> <p> (G Kumar) Partner (M No.023082)</p> <p></p>	

G.S.Mathur & Co.
Chartered Accountants
M K Aggarwal & Co.
Chartered Accountants

MKPS & Associates
Chartered Accountants
A John Moris & Co.
Chartered Accountants

HDSG & Associates
Chartered Accountants

Auditors' Report On the audit of the annual financial results of the group with the last quarter financial results being balancing figures Pursuant to the Regulation 33 of the SEBI (Listing Obligations and Disclosure Requirements) Regulations, 2015

TO THE BOARD OF DIRECTORS OF PUNJAB NATIONAL BANK

1. We have audited the accompanying Statement of Consolidated Financial Results of Punjab National Bank ("the Parent"/"the Bank") and its subsidiaries (the Parent and its subsidiaries together referred to as "the Group"), its jointly controlled entities and its share of the net profit/(loss) after tax of its associates for the year ended 31st March 2019 ("the Statement"), being submitted by the Parent pursuant to the requirement of Regulation 33 of the SEBI (Listing Obligations and Disclosure Requirements) Regulations, 2015, as amended, except for the disclosures relating to consolidated Pillar 3 disclosure as at 31st March 2019, including leverage ratio and liquidity coverage ratio under Basel III Capital Regulations as have been disclosed on the Bank's website and in respect of which a link has been provided in the Statement and have not been reviewed/audited by us.
2. This Statement, which is the responsibility of the Parent's Management and approved by the Board of Directors, has been compiled from the related consolidated financial statements which has been prepared in accordance with the provisions of Section 29 of the Banking Regulation Act, 1949, AS-21-Consolidated financial statement, 23-Accounting for investment in associates in Consolidated financial statement and AS 27- Financial reporting of interest in Joint Ventures issued by Institute of Chartered Accountant of India and other relevant provisions of Banking Regulation Act, 1949, the circulars, guidelines and directions issued by the Reserve Bank of India (RBI) from time to time ("RBI Guidelines") and other accounting principles generally accepted in India. Our responsibility is to express an opinion on the Statement based on our audit of such consolidated financial statements.
3. We conducted our audit in accordance with the Standards on Auditing generally accepted in India. Those Standards require that we comply with ethical requirements and plan and perform the audit to obtain reasonable assurance about whether the Statement is free from material misstatement.

An audit involves performing procedures to obtain audit evidence about the amounts and the disclosures in the Statement. The procedures selected depend on the auditor's judgment, including the assessment of the risks of material misstatement of the Statement, whether due to fraud or error. In making those risk assessments, the auditor considers internal control relevant to the Parent's preparation and fair presentation of the Statement in order to design audit procedures that are appropriate in the circumstances, but not for the purpose of expressing an opinion on the Parent's internal financial control with reference to the Statement. An audit also includes evaluating the appropriateness of the accounting policies used and the reasonableness of the accounting estimates made by the Management, as well as evaluating the overall presentation of the Statement.

We also performed procedures in accordance with the circular issued by the SEBI under Regulation 33 (8) of the SEBI (Listing Obligations and Disclosure Requirements) Regulations, 2015, as amended, to the extent applicable.

We believe that the audit evidence obtained by us and the audit evidence obtained by the branch auditors and other auditors in terms of their reports referred to in paragraph 6 below, is sufficient and appropriate to provide a basis for our audit opinion.



G.S.Mathur& Co.
Chartered Accountants
M K Aggarwal& Co.
Chartered Accountants

MKPS & Associates
Chartered Accountants
A John Moris&Co.
Chartered Accountants

HDSG & Associates
Chartered Accountants

4. In our opinion and to the best of our information and according to the explanations given to us, and based on the consideration of the reports of the other auditors on separate financial statements and the other financial information of branches of the Group, subsidiaries, jointly controlled entities and associates referred to in paragraph 6 below, the Statement:

a. includes the results of the entities mentioned below:

Name of the Subsi/Associate/Joint Venture		Proportion of ownership percentage as at 31st March, 2019
PNB Gilts Limited	Subsidiary	74.07
PNB Investments Services Ltd.	Subsidiary	100.00
PNB (International) Ltd., London	Subsidiary	100.00
PNB Insurance Broking Co. Pvt. Ltd	Subsidiary	81.00
Druk PNB Bank Ltd. Bhutan	Subsidiary	51.00
Dakshin Bihar Gramin Bank, Patna	Associate	35.00
Sarva Haryana Gramin Bank, Rohtak	Associate	35.00
Himachal Pradesh Gramin Bank, Mandi.	Associate	35.00
Punjab Gramin Bank, Kapurthala	Associate	35.00
Sarva UP Gramin Bank, Meerut.	Associate	35.00
PNB Metlife India Insurance Company Ltd	Associate	30.00
JSC (Tengri Bank), Almaty, Kazakhstan	Associate	41.64
PNB Housing Finance Limited	Associate	32.79
Everest Bank Ltd.	Joint Venture	20.03

b. is presented in accordance with the requirements of Regulation 33 of the SEBI (Listing Obligations and Disclosure Requirements) Regulations, 2015, as amended, except for the disclosures relating to consolidated Pillar 3 disclosure as at 31st March 2019, including leverage ratio and liquidity coverage ratio under Basel III Capital Regulations as have been disclosed on the Bank's website and in respect of which a link has been provided in the Statement and have not been reviewed/audited by us; and

c. gives a true and fair view in conformity with the recognition and measurement principles laid down in the aforesaid Accounting Standards, RBI Guidelines and other accounting principles generally accepted in India of the consolidated net loss of Rs.9570.11 crore and other financial information of the Group for the year ended 31st March 2019.

5. We did not audit the financial statements / financial information of five subsidiaries and one jointly controlled entities included in the consolidated financial results, whose financial statements / financial information reflect total assets of Rs.17813.66 crore as at 31st March, 2019, total revenues of Rs.898.80 crore, total net loss after tax of Rs.51.06 crore and cash flows of Rs.708.67 Cr. for the year ended on that date, as considered in the consolidated financial results. The consolidated financial results also include the Group's share of net loss of Rs.9570.11 crore for the year ended 31st March, 2019, as considered in the consolidated financial results, in respect of nine associates, whose financial statements have not been audited by us. These financial statements information have been audited by other auditors whose reports have been furnished to us by the Management and our opinion on the consolidated financial results, in so far



G.S.Mathur& Co.
Chartered Accountants
M K Aggarwal& Co.
Chartered Accountants

MKPS & Associates
Chartered Accountants
A John Moris&Co.
Chartered Accountants

HDSG & Associates
Chartered Accountants

as it relates to the amounts and disclosures included in respect of these subsidiaries, jointly controlled entities and associates, is based solely on the reports of the other auditors and the procedures performed by us as stated in paragraph 3 above.

Our opinion on the Statement is not modified in respect of the above matters.

6. The consolidated financial results includes the unaudited financial statements of three subsidiaries and one jointly controlled entities, whose financial statements reflect total assets of Rs.16261.77 crore as at 31st March, 2019, total revenue of Rs.782.44 crore, total net loss after tax of Rs.80.34 crore and cash flows(net) of Rs.708.66 for the year ended on that date, as considered in the consolidated financial results. The consolidated financial results also includes the Group's share of net profit after tax of Rs.430.87 crore for the year ended 31st March, 2019, as considered in the consolidated financial results, in respect of nine associates, whose financial statements have not been audited by us. Out of nine, seven financial statements/ financial information are unaudited and have been furnished to us by the Management and our opinion on the Statement, in so far as it relates to the amounts and disclosures included in respect of these subsidiaries, jointly controlled entities and associates, is based solely on such unaudited financial statements. In our opinion and according to the information and explanations given to us by the Management, these financial statements are not material to the Group.

Our opinion on the Statement is not modified in respect of the above matter.

7. The Statement includes the results for the quarter ended 31st March 2019 being the balancing figure between audited figures in respect of the full financial year and the published unaudited year to date figures up to the third quarter of the current financial year which were subject to limited review by us.

FOR G S MATHUR & CO.
Chartered Accountants
FRN 008744N



(RAJIV KUMAR WADHAWAN)
PARTNER
M.NO. 091007

FOR MKPS & ASSOCIATES.
Chartered Accountants
FRN 302014E



(SANJAYA KUMAR PARIKH)
PARTNER
M.NO. 504222

FOR HDSG & ASSOCIATES
Chartered Accountants
FRN 002871N



(DALIP SINGH GUPTA)
PARTNER
M.NO. 081024

FOR M K AGGARWAL & CO.
Chartered Accountants
FRN 001411N



(M K AGGARWAL)
PARTNER
M.NO. 14956

FOR A JOHN MORIS & CO.
Chartered Accountants
FRN 007220S



(G KUMAR)
PARTNER
M.NO. 023082



Share Department, Finance Division, HO Plot No.4 Sector 10, Dwarka, New Delhi-110075
Tel Nos : 011-28044866 E-mail : hosd@pnb.co.in

Ref: HO/FD/2019-2020

Date: 28-05-2019

Scrip Code : PNB The Asstt. Vice President National Stock Exchange of India Limited "Exchange Plaza", Bandra - KurlaComplex, Bandra (E), Mumbai - 400 051	Scrip Code : 532461 The Dy. General Manager Bombay Stock Exchange Limited 1st Floor, PhirozeJeejeebhoy Towers Dalal Street, Mumbai - 400 001
---	---

Dear Sir(s),

Declaration under Regulation 33 of SEBI (LODR) Regulations, 2015

Pursuant to Regulation 33 of SEBI (LODR) Regulations 2015, we hereby confirm and declare that the statutory auditors of the Bank M/s G.S. Mathur & Co., M/s MKPS & Associates, M/s HDSG & Associates, M/s M.K. Aggarwal & Co. and M/s A John Moris & Co., have issued audit report on the Standalone and Consolidated financial results of the Bank for three months and year ended March 2019 with unmodified opinion.

We are requested to please take the above on record.

Thanking you,

Yours faithfully,


GM & CFO

G.S.Mathur & Co.
Chartered Accountants
M K Aggarwal & Co.
Chartered Accountants

MKPS & Associates
Chartered Accountants
A John Moris &Co.
Chartered Accountants

HDSG & Associates
Chartered Accountants

Auditors Report on Standalone Quarterly Financial Results and year to Date Results of Punjab National Bank pursuant to the Regulation 33 of the SEBI (Listing Obligations and Disclosure Requirements) Regulations, 2015

To
The Board of Directors
Punjab National Bank

We have audited the standalone quarterly financial results of Punjab National Bank ('the Bank') for the quarter ended March 31,2019 and year to date standalone financial results for the period from April 1,2018 to March 2019 attached herewith, being submitted by the Bank pursuant to the requirement of Regulation 33 of the SEBI (Listing obligations and Disclosure Requirements) Regulations, 2015 except for the disclosure relating to "Consolidated Pillar III Disclosure as at March 31,2019 " as have been disclosed on the Bank's website and in respect of which a link has been provided in the aforesaid financial results (Note No. 5) which has not been reviewed or audited by us.

These quarterly standalone financial results as well as the year to date financial results have been prepared on the basis of the reviewed standalone financial results for the nine- month period ended December 31, 2018, the audited annual standalone financial statements as at and for the year ended March 31,2019 and the relevant requirement of the Banking Regulation Act 1949, the Accounting standards issued by Institute of Chartered Accountants of India (ICAI) as applicable to banks, other accounting principles generally accepted in India, the guidelines issued by the Reserve Bank of India and the Regulations, which are the responsibility of the Bank's management and have been approved by the Board of Directors of the Bank. Our responsibility is to express an opinion on these financial results.

We conducted our audit in accordance with the auditing standards generally accepted in India. Those standards require that we plan and perform the audit to obtain reasonable assurance about whether the financial results are free of material misstatements. An audit includes examining, on a test basis, evidence supporting the amounts disclosed as financial results. An audit also includes assessing the accounting principles used and significant estimates made by management. We believe that our audit provides a reasonable basis for our opinion.

These financial results incorporate the relevant returns of 20 branches, Treasury Division and 35 other offices audited by us, 3863 branches including 2 foreign branches audited by the Statutory Branch Auditors specially appointed for this purpose and unaudited returns in respect of 3109 branches and 116 other offices of the bank. These unaudited returns cover 5.38 percent of advances.

In our opinion and to the best of our information and according to the explanations given us these standalone quarterly financial results as well as the year to date results:

- i. have been presented in accordance with the requirements of regulation 33 of the SEBI (Listing obligations and Disclosure Requirements) Regulations, 2015 in this regard; and



- ii. give a true and fair view of the net loss and other financial information for the quarter ended March 31,2019 and for the year ended March 31,2019.



Further,we report that the figures for the quarter ended March 31, 2019 represent the derived figures between the audited figures in respect of the financial year ended March 31, 2019 and the published year to date figure upto December 31, 2018, being the date of the end of third quarter of the current financial year , which were subject to limited review as required under regulation 33 of the SEBI (Listing obligations and Disclosure Requirements) Regulations, 2015.

FOR G S MATHUR & CO.
CHARTERED
ACCOUNTANTS
FRN 008744N





(RAJIV KUMAR WADHAWAN)
PARTNER
M.NO. 091007

FOR MKPS & ASSOCIATES.
CHARTERED
ACCOUNTANTS
FRN 302014E




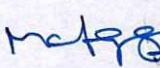
(SANJAYA KUMAR PARIDA)
PARTNER
M.NO. 504222

FOR HDSG & ASSOCIATES
CHARTERED
ACCOUNTANTS
FRN 002871N





(DALBIR SINGH GULATI)
PARTNER
M.NO. 081024

FOR M K AGGARWAL & CO.
CHARTERED
ACCOUNTANTS
FRN 001411N



(M K AGGARWAL)
PARTNER
M.NO. 14956

FOR A JOHN MORIS & CO.
CHARTERED
ACCOUNTANTS
FRN 007220S



(G KUMAR)
PARTNER
M.NO. 023082

Place: New Delhi
Date: May 28, 2019