

PUNJAB NATIONAL BANK
FINANCIAL RESULTS (REVIEWED) FOR THE QUARTER ENDED 30th JUNE, 2017

₹ In lacs

S.No.	Particulars	Quarter Ended			Year Ended
		30.06.2017	31.03.2017	30.06.2016	31.03.2017
		Reviewed	Audited	Reviewed	Audited
1	Interest Earned (a+b+c+d)	1213636	1188653	1157494	4727599
	a) Interest / discount on advances / bills	814481	771874	850985	3295882
	b) Income on Investments	340363	351053	278519	1257717
	c) Interest on Balances with RBI & other Inter Bank Funds	55133	56633	23570	135420
	d) Others	3659	9093	4420	38580
2	Other Income	233178	310280	190047	895137
A	TOTAL INCOME (1+2)	1446814	1498933	1347541	5622736
3	Interest Expended	828123	820301	787594	3228282
4	Operating Expenses (a+b)	296960	55453	277944	937938
	(a) Employees Cost	193727	-54836	189979	542072
	(b) Other operating expenses (All items exceeding 10% of the total expenditure excluding interest expenditure may be shown separately)	103233	110289	87965	395866
B	TOTAL EXPENDITURE (3+4) (excluding provisions & contingencies)	1125083	875754	1065538	4166220
C	Operating Profit (A-B) (before Provisions & Contingencies)	321731	623179	282003	1456516
D	Provisions (other than tax) and contingencies	260871	575351	228379	1255362
	of which provisions for Non Performing Assets	255971	491039	316567	1270372
E	Exceptional items	0	0	0	0
F	Provision for Taxes (Tax Expenses)	26520	21638	22988	68674
G	Net Profit (+)/Loss(-) from ordinary activities after tax (C-D-E-F)	34340	26190	30636	132480
H	Extraordinary items (net of tax expense)	0	0	0	0
I	Net Profit / (Loss) for the period (G-H)	34340	26190	30636	132480
5	Paid up equity Share Capital (Face value ₹ 2/-each)	42559	42559	39272	42559
6	Reserves excluding revaluation reserves (as per Balance sheet of previous year)				3507264
7	Analytical Ratios				
	(i) Share holding of Govt. of India (%)	65.01	65.01	62.08	65.01
	(ii) Capital Adequacy Ratio - Basel-III (%)	11.64	11.66	11.58	11.66
	a) CET 1 Ratio	7.91	7.87	8.08	7.87
	b) Additional Tier 1 Ratio	1.03	1.04	0.54	1.04
	(iii) Earnings per Share (EPS) not annualized (in ₹)				
	(a) Basic and diluted EPS before extraordinary items	1.61	1.23	1.56	6.45
	(b) Basic and diluted EPS after extraordinary items	1.61	1.23	1.56	6.45
	(iv) NPA Ratios:				
	(a) Amount of Gross NPAs	5772070	5537045	5665409	5537045
	(b) Amount of Net NPAs	3457271	3270211	3572852	3270211
	(c) % of Gross NPAs	13.66	12.53	13.75	12.53
	(d) % of Net NPAs	8.67	7.81	9.16	7.81
	(v) Return on Assets (Annualised) %	0.18	0.14	0.18	0.19



SUMMARISED BALANCE SHEET

(₹ in Lakhs)

Particulars	As at June 2017 (Reviewed)	As at June 2016 (Reviewed)	As at Mar 2017 (Audited)
Capital and Liabilities			
Capital	42559	39272	42559
Reserves and Surplus	4209518	3917430	4142139
Deposits	62561611	55395220	62170402
Borrowings	4043913	3934300	4076334
Other Liabilities and Provisions	1663062	1615405	1601621
Total	72520663	64901626	72033055
Assets			
Cash and Balances with Reserve Bank of India	2766539	2581169	2521000
Balances with bank and Money at call and short notice	6500356	5770399	6312165
Investments	20254836	14916439	18672544
Advances	39974984	39157427	41949315
Fixed Assets	641257	617417	627325
Other assets	2382691	1858776	1950706
Total Assets	72520663	64901626	72033055


NOTES

- 1 The financial results for the quarter ended 30th June, 2017, have been prepared in accordance with AS 25 Interim Financial Reporting issued by ICAI, following the same accounting policies and practices as those followed in the annual financial statements for the year ended 31st March, 2017.
- 2 The above financial results have been reviewed by the Audit Committee in the meeting held on 01.08.2017 and approved by the Board of Directors in the meeting held on 02.08.2017. The same have been subjected to a limited review by the Statutory Central Auditors of the Bank, in line with the guidelines issued by the Reserve Bank of India and as per the requirement of Listing agreement with Stock Exchanges.
- 3 The financial results of the bank have been arrived at after considering provisions for non-performing assets, standard assets, restructured advances, standard derivative exposures and investment depreciation on the basis of extant guidelines issued by Reserve Bank of India.
- 4 Provisions for employee benefits pertaining to pension, gratuity, leave encashment and other usual and necessary provisions including unhedged foreign currency exposure and income tax have been made on estimated basis for the quarter.
- 5 In terms of RBI circular no. DBR.No.BP.BC.1/21.06.201/2015-16 dated 01.07.2015 read together with RBI circular DBR.No.BP.BC 80/21.06.201/2014-15 dated March 31, 2015 banks are required to make Pillar 3 disclosures under BASEL III capital regulations. Accordingly, Pillar 3 disclosures under BASEL III capital regulations are being made available on Bank's website i.e. www.pnbindia.in. These disclosures have not been subjected to Limited Review.
- 6 The Provisioning Coverage Ratio as at 30th June 2017 works out to 58.23% .




7 Figures of the previous period have been regrouped / rearranged / re-classified wherever necessary to conform to current period's classification.


(P K Varshney)
Chief Manager


(S K Jain)
Deputy General Manager


(P K Sharma)
General Manager


(Dr. Ram S. Sangapure)
Executive Director


(K Veera Brahmaji Rao)
Executive Director


Sunil Mehta
Managing Director & C.E.O.


Sunil Mehta
Chairman

Place : New Delhi

Date : 02.08.2017



SEGMENT REPORTING FOR THE QUARTER ENDED 30TH JUNE 2017

PART A – BUSINESS SEGMENTS

₹ In lacs


Sr. No.	Particulars	Quarter Ended			Year Ended
		30.06.2017	31.03.2017	30.06.2016	31.03.2017
		Reviewed	Audited	Reviewed	Audited
1	Segment Revenue				
	(a) Treasury Operations	475863	490453	373911	1694593
	(b) Corporate/Wholesale Banking	529247	677389	608059	2304307
	(c) Retail Banking	407910	298969	346344	1511675
	(d) Other Banking Operations	33794	32122	19227	112161
	Total Revenue	1446814	1498933	1347541	5622736
2	Segment Results				
	(a) Treasury Operations	123108	183587	119625	469076
	(b) Corporate/Wholesale Banking	-100553	-177360	-122892	-519704
	(c) Retail Banking	87910	64958	76848	357733
	(d) Other Banking Operations	8081	10615	4115	30577
	Total	118546	81800	77696	337682
	Unallocated Expenditure	57686	33972	24072	136528
	Profit before Tax	60860	47828	53624	201154
	Provision for Tax	26520	21638	22988	68674
	Extraordinary items	-	-	-	-
	Net profit	34340	26190	30636	132480
3	Segment Assets				
	(a) Treasury Operations	21868231	21272894	16191803	21272894
	(b) Corporate/Wholesale Banking	31014451	32431692	30940781	32431692
	(c) Retail Banking	15898258	15234994	14063275	15234994
	(d) Other Banking Operations	2546391	1933664	2628274	1933664
	(e) Unallocated	1193332	1159811	1077493	1159811
	Total	72520663	72033055	64901626	72033055
4	Segment Liabilities				
	(a) Treasury Operations	20930167	20364682	15461365	20364682
	(b) Corporate/Wholesale Banking	29684048	31047074	29544993	31047074
	(c) Retail Banking	15216283	14584561	13428858	14584561
	(d) Other Banking Operations	2437161	1851109	2509708	1851109
	(e) Unallocated	927	931	0	931
	Total	68268586	67848357	60944924	67848357
11	Capital Employed				
	(a) Treasury Operations	938064	908212	730438	908212
	(b) Corporate/Wholesale Banking	1330403	1384618	1395788	1384618
	(c) Retail Banking	681975	650433	634417	650433
	(d) Other Banking Operations	109230	82555	118566	82555
	(e) Unallocated	1192405	1158880	1077493	1158880
	Total Capital Employed	4252077	4184698	3956702	4184698

PART B - GEOGRAPHICAL SEGMENTS

Sr. No.	Particulars	Quarter Ended			Year Ended
		30.06.2017	31.03.2017	30.06.2016	31.03.2017
		Reviewed	Audited	Reviewed	Audited
1	Revenue				
	(a) Domestic	1403072	1466888	1307922	5464487
	(b) International	43742	32045	39619	158249
	Total	1446814	1498933	1347541	5622736
2	Assets				
	(a) Domestic	63973999	63503755	54970512	63503755
	(b) International	8546664	8529300	9931114	8529300
	Total	72520663	72033055	64901626	72033055

Notes :

- Segment Liabilities are distributed in the ratio of their respective Segment Assets.
- Figures of the previous period have been re-grouped/re-classified wherever necessary.



SURI & CO.
CHARTERED ACCOUNTANTS

CHHAJED & DOSHI
CHARTERED ACCOUNTANTS

R. DEVENDRA KUMAR &
ASSOCIATES
CHARTERED ACCOUNTANTS

HEM SANDEEP & CO.
CHARTERED ACCOUNTANTS

SPMG & CO.
CHARTERED ACCOUNTANTS

"LIMITED REVIEW REPORT"

To

The Board of Directors,
Punjab National Bank
New Delhi

1. We have reviewed the accompanying statements of unaudited financial results ("Statements") of Punjab National Bank (the "Bank") for the quarter ended June 30, 2017. The disclosures relating to "Pillar 3 under Basel III Capital Regulations" as have been disclosed on the Banks website and in respect of which a link has been provided in the aforesaid Statements have not been reviewed by us. These statements are the responsibility of the Bank's Management and have been approved by the Board of Directors. Our responsibility is to issue a report on these interim financial statements based on our review.
2. We conducted our review in accordance with the Standard on Review Engagement (SRE) 2410, "Review of Interim Financial Information Performed by the Independent Auditor of the Entity", issued by the Institute of Chartered Accountants of India. This standard requires that we plan and perform the review to obtain moderate assurance as to whether the financial statements are free of material misstatement. A review is limited primarily to making inquiries of the Bank personnel and applying analytical and other review procedures to financial data and thus provides less assurance than an audit. A review is substantially less in scope than an audit conducted in accordance with the Standards on Auditing and consequently does not enable us to obtain assurance that we would become aware of all significant matters that might be identified in an audit. We have not performed an audit and accordingly, we do not express an audit opinion.
3. In the conduct of our review, we have reviewed the returns of 21 branches. We have relied on the review reports in respect of non-performing assets received from external concurrent auditors (including retired employees of the Bank) of 609 branches, in-house concurrent auditors of 775 branches and returns of 1 foreign branch reviewed by audit firm operating at that centre. These review reports cover 80.78% of the advances portfolio of the bank (excluding the advances of asset recovery branches and outstanding food credit) as at June 30, 2017. Apart from these review reports, in the conduct of our review, we have also relied up on various information and returns received from un-reviewed branches/other offices of the Bank and generated through centralized database at the Bank's Head Office.




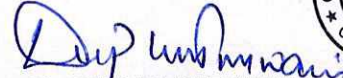
4. Based on our review as aforesaid, subject to limitation in scope as mentioned in Para 3 above, nothing has come to our attention that causes us to believe that the accompanying statement of unaudited interim financial results together with the notes thereon, prepared in accordance with applicable accounting standards and other recognized accounting practices and policies, has not disclosed the information required to be disclosed in terms of Regulation 33 of the SEBI (Listing Obligations and Disclosure Requirements) Regulations, 2015 including the manner in which it is to be disclosed, or that it contains any material misstatement or that it has not been prepared in accordance with the relevant prudential norms issued by the Reserve Bank of India in respect of income recognition, asset classification, provisioning and other related matters.

FOR SURI & CO.
CHARTERED ACCOUNTANTS
FRN 004283S



CA R. MAHESH
PARTNER
(M.NO. 024775)

FOR CHHAJED & DOSHI
CHARTERED ACCOUNTANTS
FRN 101794W





CA DEEPAK PURSWANI
PARTNER
(M.NO.114051)

FOR R. DEVENDRA KUMAR & ASSOCIATES
CHARTERED ACCOUNTANTS
FRN 114207W





CA NEERAJ GOLAS
PARTNER
(M.NO.074392)

FOR HEM SANDEEP & CO.
CHARTERED ACCOUNTANTS
FRN 009907N



CA MANISH GUPTA
PARTNER
(M.NO.092257)

FOR SPMG & CO.
CHARTERED ACCOUNTANTS
FRN 509249C



CA SATISH CHANDER
PARTNER
(M.NO.087562)

Place: New Delhi

Date: August 2, 2017